



Unit Features

- One Piece Roto-Molded 300 or 400 Gallon Water Tank
- Structural Steel Frame with Liner Coating
- Application Specific Hydraulic Hose Reel Design
- Shrouded Diesel or Gas Power Auxiliary Engine
- Giant Triplex Water Pump
- "Tank" 90 Deg. Swivel Union
- Torsion Axle
- Drawbar Toolbox Storage
- Aluminum Fuel and Hydraulic Tanks

Municipality and Contractor-Duty Rated Equipment

1.800.373.1318

Water System

Deliver smooth and reliable pressure with this triplex water pump. The highest quality components are used in building up these industry-standard powerhouse pumps. Systems available in these hose sizes: 3/8" - 1/2" - 3/4" - 1"

Features

- Triplex water pump with ceramic plungers [optional stainless steel]
- One Piece Roto-Molded 300 or 400 Gallon Water Tank
- Strained Suction Line
- V-Belt Drive Design
- Rebuildable Relief Valve
- Optional PTO Clutch
- Optional Air Purge Adapter

Available Water Systems

- 14 GPM @ 4000 PSI
- 18 GPM @ 4000 PSI
- 25 GPM @ 4000 PSI
- 35 GPM @ 2000 PSI
- 40 GPM @ 2000 PSI
- 40 GPM @ 3000 PSI



25 @ 4000 Pump Package



Jet Hose Reel

We don't use off-the-shelf components, we design every part. Our reels are made for our equipment specifically, to make your job easier. Features like auto-levelwind reel design, or our 10" ID slewing bearing help make this the toughest reel in the industry.

Features

- Integrated Hose Storage and Tiger Tail Tie Down Points
- Optional 10" articulating worm-gear drive bearing
- PipeHunter Liner Coated
- Hydraulic Chain Drive
- Capacities available up to 1200'
- "Tank" 90 deg. Swivel Union w- Optional Auto Lube

Easy Swap Main Ball Valve



10" ID Hydraulic Slewing Bearing



PipeHunter Tank Swivel

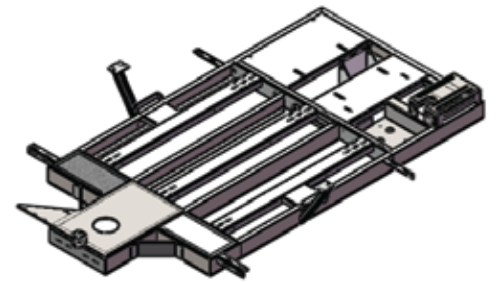




Our structural ANSI steel frame & drawbar frame rails help us make the longest lasting frames in the industry. All of our frames are 100% coated in our PipeHunter Lining before assembly begins.













Features

- 6" Structural ANSI Steel Frame & Drawbar Rails
- Integrated Pump Mounting Pad
- Welded Construction
- Integrated Storage Tray
- Locking Drawbar Tool Box
- Recessed DOT Trailer Lighting



Frame Assembly Design

Liner Color Options

- | | | | |
|---|---|--|--|
|  Camo Brown |  Black |  Red |  Medium Green |
|  Desert Tan |  Dove Gray |  Orange |  Medium Blue |
|  Emerald Green |  Charcoal Gray |  Yellow |  Camo Green |

Contact your local dealer today 1.800.373.1318

PipeHunter, Inc.
1617 Garden Road
Pearland, TX 77581
www.pipehunter.com

PIPEHUNTER

500-700 Gallon Trailer Jetter



Unit Features

- One Piece Roto-Molded 500 or 700 Gallon Water Tank**
- Structural Steel Frame with Liner Coating**
- Application Specific Hydraulic Hose Reel Design**
- Diesel-Power Auxiliary Engine**
- Giant Triplex Water Pump**
- "Tank" 90 Deg. Swivel Union**
- Tandem Torsion Axles**
- Aluminum Fuel and Hydraulic Tanks**

Municipality and Contractor-Duty Rated Equipment

1.800.373.1318

www.pipehunter.com



Water System

Deliver smooth and reliable pressure with this triplex water pump. The highest quality components are used in building up these industry-standard powerhouse pumps. Systems available in these hose sizes: 3/8" - 1/2" - 3/4" - 1"

Features

- Triplex water pump with ceramic plungers [optional stainless steel]
- Strained suction line
- V-Belt Drive design
- Rebuildable Relief Valve

Options

- Optional 500 Gallon tank [for under 10k GVWR]
- Optional PTO Clutch
- Additional Lighting

Available Water Systems

- 18 GPM @ 4000 PSI
- 25 GPM @ 4000 PSI
- 35 GPM @ 2000 PSI
- 40 GPM @ 2000 PSI
- 40-45 GPM @ 3000 PSI
- 50 GPM @ 3000 PSI
- 60 GPM @ 3000 PSI
- 60 GPM @ 2000 PSI
- 80 GPM @ 2000 PSI



500-700 Gallon Trailer Jetter

Jet Hose Reel

We don't use off-the-shelf components, we design every part. Our reels are made for our equipment specifically, to make your job easier. Features like auto-levelwind reel design, or our 10" ID slewing bearing help make this the toughest reel in the industry.

Features

- Optional 10" articulating worm-gear drive bearing
- PipeHunter Liner Coated
- Hydraulic Drive
- Capacities available up to 1200'
- "Tank" 90 deg. Swivel Union w- Optional Auto Lube

Easy Swap Main Ball Valve



10" ID Hydraulic Slewing Bearing



PipeHunter Tank Swivel





500-700 Gallon Trailer Jetter

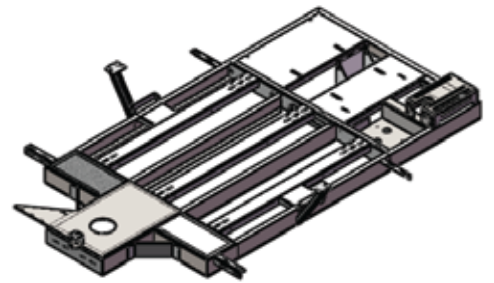


Frame

Our structural ANSI steel frame & drawbar frame rails help us make the longest lasting frames in the industry. All of our frames are 100% coated in our PipeHunter Lining before assembly begins.

Features

- 6" Structural ANSI Steel Frame & Drawbar Rails
- Integrated Pump Mounting Pad
- Welded Construction
- Integrated Storage Tray
- Locking Drawbar Tool Box
- Recessed DOT Trailer Lighting
- Liner Coating



Frame Assembly Design

Liner Color Options

- | | | | |
|---|---|--|--|
|  Camo Brown |  Black |  Red |  Medium Green |
|  Desert Tan |  Dove Gray |  Orange |  Medium Blue |
|  Emerald Green |  Charcoal Gray |  Yellow |  Camo Green |

Contact your local dealer today 1.800.373.1318

PipeHunter, Inc.
1617 Garden Road
Pearland, TX 77581
www.pipehunter.com