

DURAMAG®

ALUMINUM BODIES FOR ALL APPLICATIONS. MADE IN THE USA.



FLATBED BODIES: PICKUP DELETES & CAB CHASSIS

DISTRIBUTED BY:

The DuraMag® Flatbed has ultimate flexibility.

You can add: Hoists for dumping, rack sides to restrain cargo, sideboards to fully enclose the sides and back, tarps, tool boxes (underbody and topside), D-rings for securing cargo, rear diamond plate aprons to dress it up a bit or additional headboard lights and strobes. The possibilities are limitless—and they all start with an economical base body that will outlast your truck.

Just need a basic replacement bed? The DuraMag® pickup delete is a favorite replacement body for rusted or damaged pickup beds. Great looks and function at an affordable price.

STANDARD FEATURES


- All Aluminum (6000 Series) Box Tube Construction
- Heavy 2" x 3" Long Sills (6000 Series)
- 24" OC Cross Members 2" x 3" (6000 Series)
- Premium G-tube Perimeter Frame (6000 Series)
- Extruded Aluminum Flooring (Tongue and Groove - 6000 Series)
- Extruded Aluminum Headboard with Glide Track for easy on/off Accessories
- LED Lights Fully Pre-wired Inside Box Tube
- Stake Pockets & Rub Rail (Both Side & Rear)



Tapered Headboard



*Accessory Glide Track
(Standard in Every Flatbed Headboard)*



Extruded Aluminum Flooring



*Rear Light - Underside
(No Exposed Wiring)*

OPTIONS



Cantilever Rack with PT Flooring



Cantilever Rack with Aluminum Flooring




Lighted Headboard



Apitong Wood Floor



16" Removable Sideboards



Inboard Stake Pockets



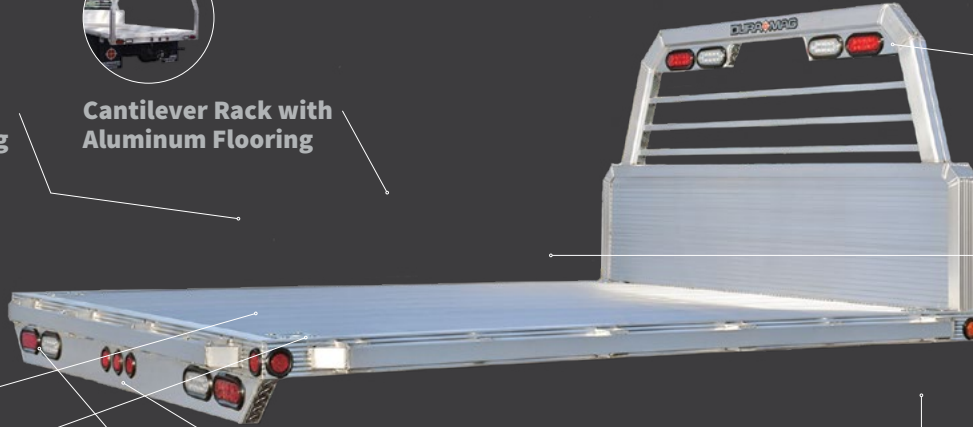
6" Oval Stop, Tail, Turn, Backup & Strobe Lights



Cast Aluminum License Plate Holder



Toolboxes: Underbody & Topside



PICKUP DELETE

Model*	Deck (W x L)	DuraMag Aluminum Weight (lbs)	Typical Steel Weight (lbs)	% Lighter Than Steel
TB08407	81" x 84"	328	489	33%
TB08485	81" x 102"	350	594	41%
TB09785	92" x 102"	398	674	41%
TB10185	97" x 102"	419	711	41%
TB10107	97" x 84"	392	586	33%

CAB CHASSIS

Model*	Deck (w x L)	DuraMag Aluminum Weight (lbs)	Typical Steel Weight (lbs)	% Lighter Than Steel
TB08495	81" x 114"	372	709	48%
TB09795	92" x 114"	422	802	47%
TB10195	97" x 114"	445	855	48%
TB09711	92" x 132"	489	912	46%
TB10111	97" x 132"	516	1,012	49%
TB09712	92" x 144"	534	1,024	48%
TB10112	97" x 144"	563	1,072	47%

*Some model dimensions may differ slightly dependent on year, make or model of the truck. All specifications subject to change without notice.

DURAMAG®

ALUMINUM BODIES FOR ALL APPLICATIONS. MADE IN THE USA.



HD FLATBED BODIES

DISTRIBUTED BY:

A Work-Horse Favorite.

The DuraMag® HD Series is strong enough to handle anything the truck is rated for and can be built to maximize your workday efficiency, with a straight truck or a dumping flatbed.

Designed for larger Class Trucks and Heavy Loads, the HD Series is now the best solution for lower GVW vehicles. These vehicles require aluminum bodies, as steel either consumes too much of the GVW or they're forced to be underbuilt to allow minimal payload.

STANDARD FEATURES

- All Aluminum 6000 Series
- Extruded Box Tubing
- Heavy Duty Long Sills and Rear Light Bar 2" x 5" 6000 Series
- Cross Members 12" OC 2" x 3" 6000 Series
- Premium G-Tube Perimeter Frame 6000 Series Aluminum
- Heavy Duty 1/2" Rub Rail & Stake Pockets (both side & rear)
- Heavy Rub Rail Reinforcement (between stake pockets)
- LED Lights Fully Pre-wired Inside Box Tube
- Extruded aluminum flooring 6000 Series (Tongue and Groove)
- Heavy Duty Extruded Aluminum Headboard with "below floor" gusset
- Choice of 16" x 32" expanded metal window OR headboard cross bars


OPTIONS




Cantilever Rack with PT Flooring



Cantilever Rack with Aluminum Flooring




RG Prep



Apitong Flooring



40" Racks



Inboard Stake Pockets



6" Oval Stop, Tail, Turn, Backup & Strobe Lights



Cast Aluminum License Plate Holder



Toolboxes: Underbody & Topside



Under Body Tie Rail



HD FLATBED

Model*	Deck (W x L)	DuraMag Aluminum Weight (lbs)	Competition Steel Weight (lbs)	% Lighter Than Steel
TB09510HD	95" x 124"	559	1,160	52%
TB09512HD	95" x 148"	653	1,395	53%
TB09514HD	95" x 172"	745	1,620	54%
TB09516HD	95" x 196"	838	1,850	55%
TB09518HD	95" x 220"	931	2,040	54%
TB09520HD	95" x 244"	1,025	2,235	54%
TB09522HD	95" x 268"	1,118	2,640	58%
TB09524HD	95" x 292"	1,211	2,690	55%

All specifications subject to change without notice.