

HOLDER

HOLDER ATTACHMENTS

MULTIFUNCTION AT ITS FINEST

DISCLAIMER

HOLDER tractors are completely versatile pieces of equipment with a tremendous variety of applications. This Catalogue is intended to cover only those attachments and accessories, which are recommended for use with the tractor by the Manufacturer.

Please contact your Regional Sales Manager for price, necessary options and delivery conditions.

The buyer will ensure the operator has been provided all available instructions and the operator has the necessary skill and understanding to operate the equipment.

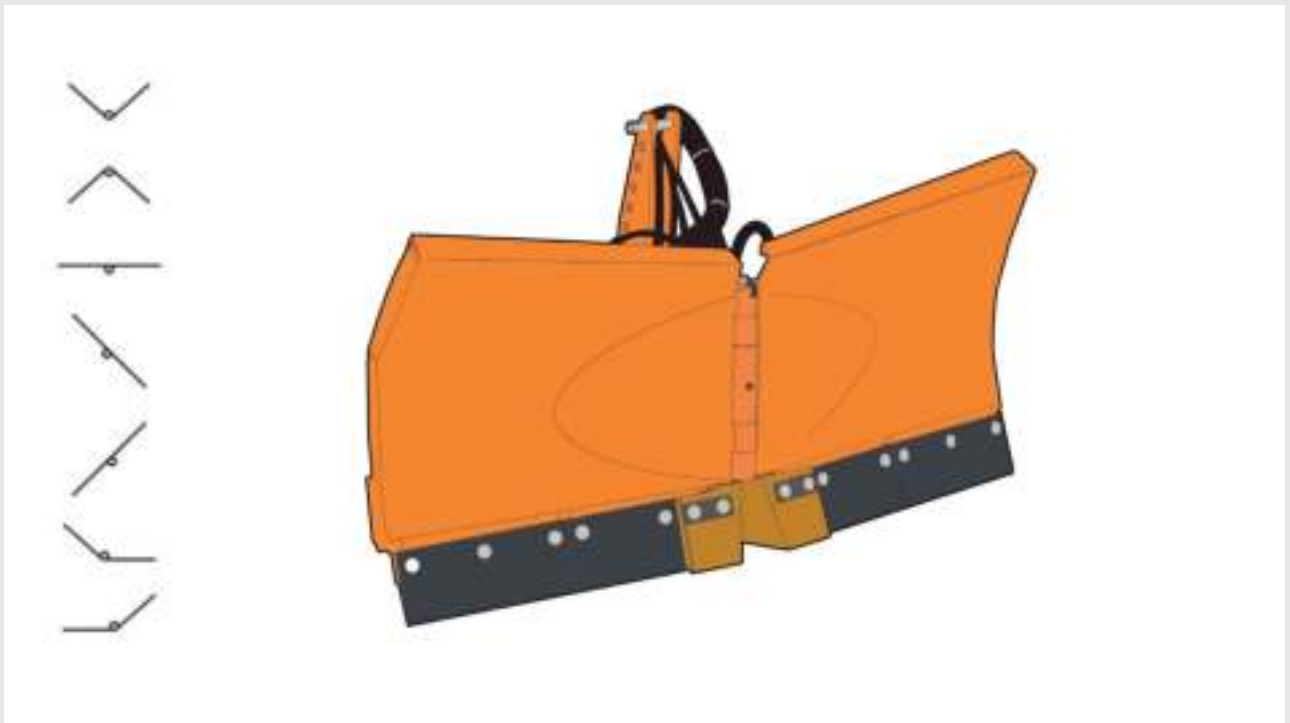
**All images used are for illustrative purposes only.
Individual features may vary depending on the specifications.**

TABLE OF CONTENTS

CATEGORY	PAGE
CONTENTS	2
SNOW PLOWS	3
SNOW BLOWERS	5
DUMP BODIES	7
DROP SPREADERS	9
BROADCAST SPREADERS & BRINE SPRAYERS	11
TRI-DECK MOWERS	13
ROTARY MOWERS	15
FLAIL MOWERS	17
SWEEPERS	19
WATER TANKS	23
SPECIALTY ATTACHMENTS	25



PAN



PFO

SNOW PLOWS

3-POINT HITCH UNIVERSAL FIT

MODEL	DESCRIPTION	TRACTOR FIT					
		C 270	C 70	C 992	S 100	S 115	S 130
Trip Edge Angling Snow Plow Standard features: Trip edge angling snow plow, mouldboard height 30", steel cutting edge & flat face couplings							
PAN-050-10	Total width 50" snow plow (1270 mm) Angled 43.5" (1100 mm) at 30° Weight 397 lbs (180 kg)	x	x	x			
PAN-060-10	Total width 60" snow plow (1524 mm) Angled 53" (1350 mm) at 30° Weight 490 lbs (222 kg)	x	x	x	x	x	x
Hydraulic 5-Way Snow Plow Standard features: Flat face hydraulic couplers, steel cutting edge & 3-point mount							
PFO-061-01	Total width 60" folding V-plow (1520 mm) Clearing width at 30° 52" (1320 mm) Weight 473 lbs (215 kg)	x	x	x	x	x	x
PFO-066-01	Total width 66" folding V-plow (1680 mm) Clearing width at 30° 58" (1450 mm) Weight 540 lbs (245 kg)	x	x	x	x	x	x



BBX

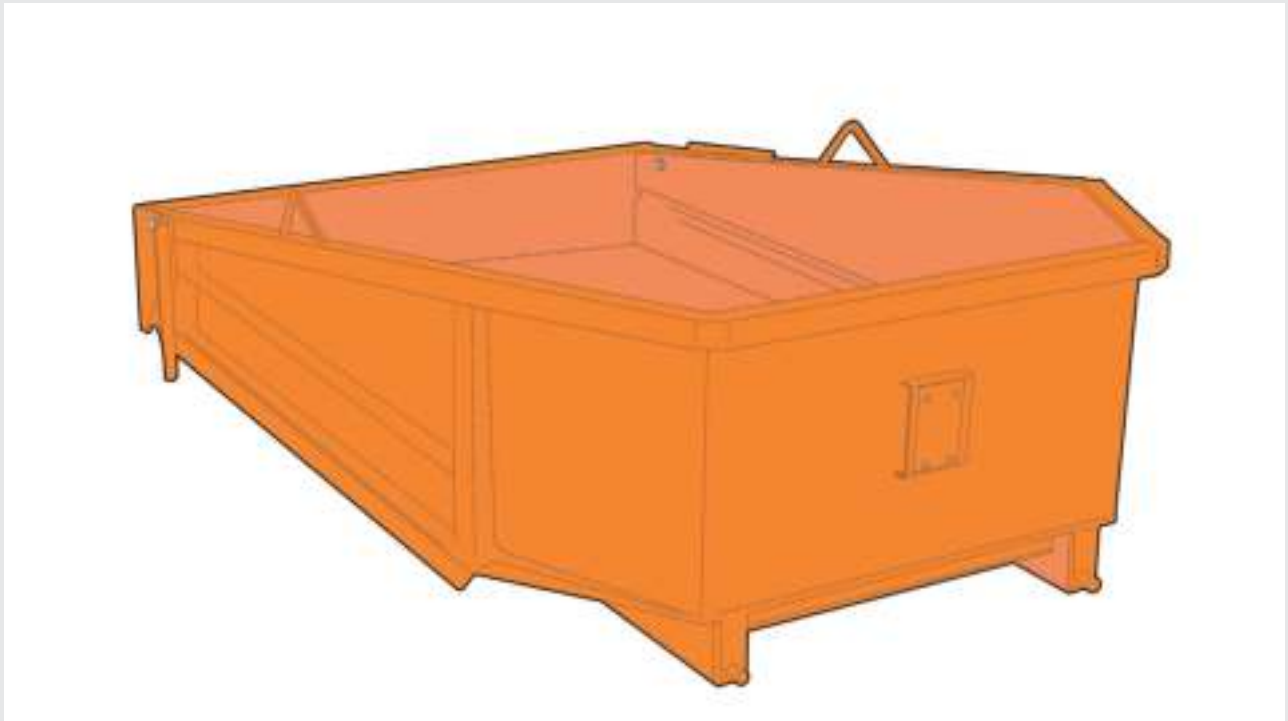


BCD

SNOW BLOWERS

3-POINT HITCH UNIVERSAL FIT

MODEL	DESCRIPTION	TRACTOR FIT					
		C 270	C 70	C 992	S 100	S 115	S 130
PTO Box Snow Blower - Dual Auger Type Standard features: Ice-breaker auger tips, HQWRS cutting edges and skid shoes & flat face couplings							
BBX-044-01	Total width 44" (1120 mm) Overall height 76" (1930 mm) Housing height 39" (990 mm) Weight 760 lbs (344 kg)	X	X				
BBX-050-01	Total width 50" (1270 mm) Overall height 76" (1930 mm) Housing height 39" (990 mm) Weight 880 lbs (399 kg)	X	X	X			
BBX-060-01	Total width 60" (1524 mm) Overall height 76" (1930 mm) Housing height 39" (990 mm) Weight 1102 lbs (499 kg)	X	X	X	X	X	X
PTO Driven Ribbon Style Snow Blower Standard features: Wear-resistant exchangeable plate insert in the impeller housing, cutting edges and skid shoes & flat face couplings							
BCD-051-03	Total width 51" (1300 mm) Weight 992 lbs (450 kg) Power requirements 45 - 130 HP (33 - 95 kW)	X	X	X			
BCD-055-02	Total width 55" (1440 mm) Weight 1036 lbs (470 kg) Power requirements 45 - 130 HP (33 - 95 kW)	X	X	X	X	X	X



DBO

DUMP BODIES

MODEL	DESCRIPTION	TRACTOR FIT					
		C 270	C 70	C 992	S 100	S 115	S 130
Over Engine Dump Body Standard features: 10 gauge steel, tapered side walls & tailgate							
DBO-033-01	Total width 38" (965 mm) Length 46.5" (1181 mm) Height side walls to be tapered from 16" to 9" at rear Weight 230 lbs (104 kg) Capacity 0.33 cu yard (252 L)	X	X				
DBO-100-02	Total width 42" (1066 mm) Length 63" (1600 mm) Height side walls to be tapered from 16.5" to 7.5" at rear Weight 295 lbs (133 kg) Capacity 1 cu yard (764 L)			X			
DBO-100-100	Total width 50" (1270 mm) Length 68" (1727 mm) Height side walls to be tapered from 16" to 8" at rear Weight 315 lbs (143 kg) Capacity 1.1 cu yard (841 L)				X	X	X



SAD

DROP SPREADERS

MODEL	DESCRIPTION	TRACTOR FIT					
		C 270	C 70	C 992	S 100	S 115	S 130
Rear Mount Drop Spreaders Standard features: Salt/sand augers & adjustable spread pattern							
SAD-033-01	Total width 40" (1016 mm) Height 30.5" (774 mm) Capacity 0.33 cu yard (252 L) Weight 270 lbs (122 kg)	X	X				
SAD-050-01	Total width 44" (1016 mm) Height 36" (914 mm) Capacity 0.50 cu yard (382 L) Weight 390 lbs (176 kg)			X			
SAD-063-01	Total width 60" (1524 mm) Height 41" (1041 mm) Capacity 0.75 cu yard (573 L) Weight 554 lbs (251 kg)				X	X	X



**IMAGE
COMING
SOON**

BROADCAST SPREADERS & BRINE SPRAYERS

MODEL	DESCRIPTION	TRACTOR FIT					
		C 270	C 70	C 992	S 100	S 115	S 130
Hydraulically Driven Broadcast Spreader - Over-The-Engine Mount Standard features: Spreading width 3-26 feet (1-8 m)							
SAB-130-01	Hopper volume 0.85 cu yard (0.65 m3) (1000 L) Empty weight 992 lbs (450 kg) Length 95" (2430 mm) Width 54" (1375 mm) Height 40" (1030 mm)			X			
Brine Sprayer Standard features: 60 feet (18m) hose reel with hand wand, flat-face couplings, sub-frame for Holder C250-270, support legs & work light							
BSP-171-01	Total volume 171 US gal (650 L) Two (2) tanks x 85.5 US US gal (2 x 325 L) 47" x 44" x 35" (1200 x 1130 x 900 mm) Telescopic spraying width 51" - 130" (1300 - 3300 mm)	X	X				
BSP-285-01	Total volume 285 US gal (1078 L) Three (3) tanks x 95 US US gal (3 x 359 L) 64" x 49.5" x 32" (1625 x 1257 x 812 mm) Spraying width 62" (1574 mm)			X	X	X	X



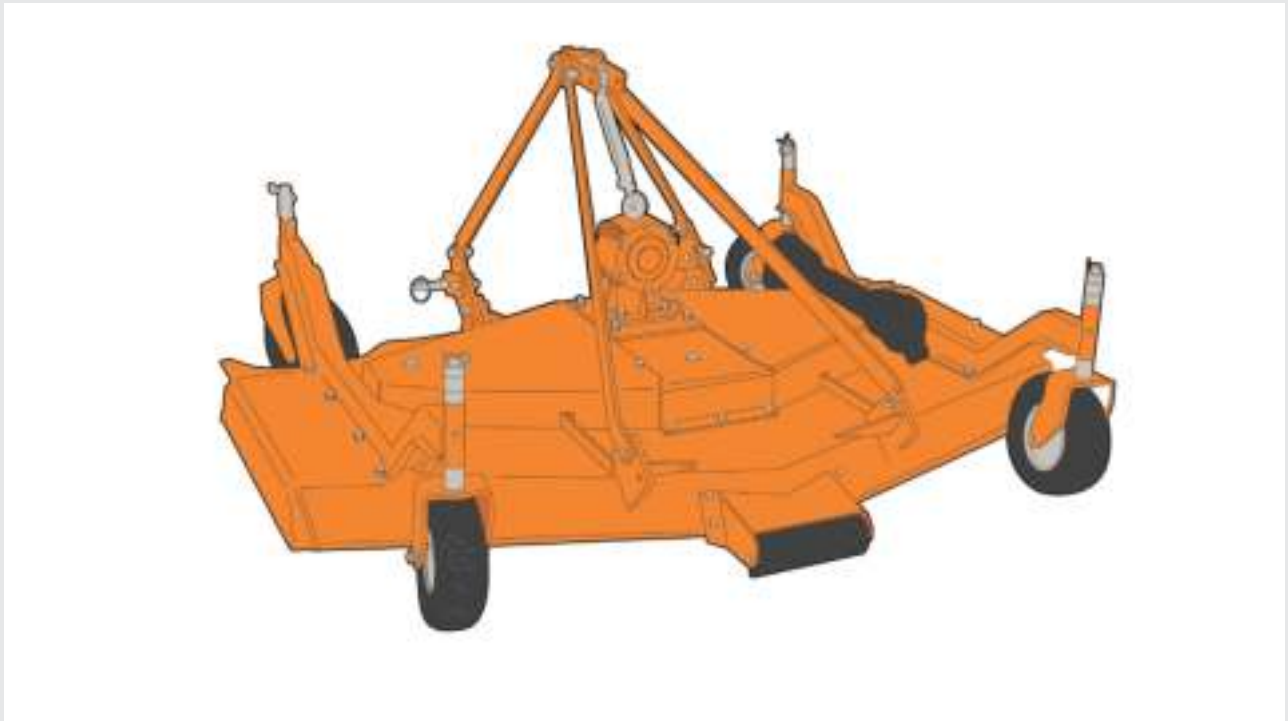
MTD



MTD

TRI-DECK MOWERS 3-POINT HITCH UNIVERSAL FIT

MODEL	DESCRIPTION	TRACTOR FIT					
		C 270	C 70	C 992	S 100	S 115	S 130
Hydraulically Driven Tri-deck Rotary Mower Standard features: Automatic shut-off of side wings when raised more than 15" (400 mm), cut 10° below level and 15° above level (when floated), hydraulic transmission via direct drive, mechanical tilt-up & cutting height 1.18" - 3.15" (30 - 80 mm) RECOMMENDED: Counterweight & turf tires							
MTD-098-02	Total width 100" (2530 mm) Cutting width 98" (2480 mm) Number of rotors 5 Power requirements 34 HP (24 kW) Weight 661 lbs (300 kg)	X	X	X	X	X	X
MTD-114-02	Total width 117" (2975 mm) Cutting width 114" (2900 mm) Number of rotors 5 Power requirements 42 HP (30 kW) Weight 750 lbs (340 kg)	X	X	X	X	X	X
MTD-154-02	Total width 160" (4070 mm) Cutting width 158" (4025 mm) Number of rotors 7 Power requirements 56 HP (41.5 kW) Weight 1322 lbs (600 kg)			X	X	X	X
MTD-160-02	Total width 162" (4120 mm) Cutting width 158" (4025 mm) Number of rotors 7 Power requirements 56 HP (41.5 kW) Weight 1543 lbs (700 kg)				X	X	X




MRT

ROTARY MOWERS

3-POINT HITCH UNIVERSAL FIT

MODEL	DESCRIPTION	TRACTOR FIT					
		C 270	C 70	C 992	S 100	S 115	S 130
PTO Driven Rotary Mower Deck Standard features: Safety chain shield, heavy duty shielded PTO shaft, floating 3-point linkage & three (3) blades RECOMMENDED: Turf tires							
MRT-060-01	Total width 62" (1575 mm) Cutting width 60" (1524 mm) Weight 534 lbs (242 kg) Power requirements 50 HP (37 kW)	X	X	X	X	X	X
MRT-072-01	Total width 74" (1880 mm) Cutting width 72" (1829 mm) Weight 584 lbs (265 kg) Power requirements 50 HP (37 kW)	X	X	X	X	X	X
MRT-084-01	Total width 86" (2184 mm) Cutting width 84" (2134 mm) Weight 674 lbs (306 kg) Power requirements 50 HP (37 kW)			X	X	X	X




MFL

FLAIL MOWERS

3-POINT HITCH UNIVERSAL FIT

MODEL	DESCRIPTION	TRACTOR FIT					
		C 270	C 70	C 992	S 100	S 115	S 130
PTO Driven Flail Mower Standard features: Hammer type blades, belt shield fender & floating top link RECOMMENDED: Counterweight & turf tires							
MFL-060-01	Total width 71" (1803 mm) Cutting width 60" (1524 mm) Cutting height 3/4" - 6" (19 - 152 mm) adjustable Number of blades 64 Weight 869 lbs (394 kg) Power requirements 30 - 70 HP (22 - 52 kW)	X	X	X	X	X	X
MFL-072-01	Total width 85" (2159 mm) Cutting width 72" (1829 mm) Cutting height 3/4" - 6" (19 - 152 mm) adjustable Number of blades 80 Weight 955 lbs (433 kg) Power requirements 30 - 70 HP (22 - 52 kW)	X	X	X	X	X	X

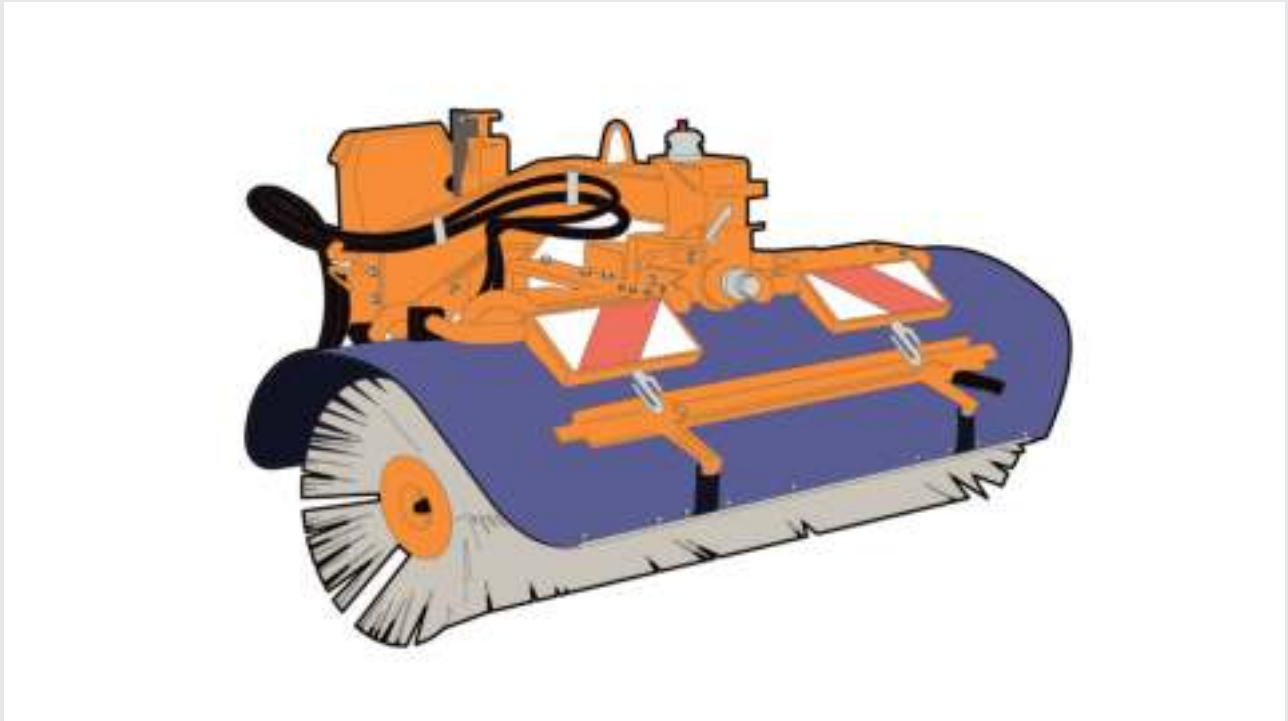


SPT - SHY


SWEEPERS

3-POINT HITCH UNIVERSAL FIT

MODEL	DESCRIPTION	TRACTOR FIT					
		C 270	C 70	C 992	S 100	S 115	S 130
PTO Driven Sweeper Standard features: Brush material poly/wire, four (4) storage legs & brush diameter 32" (810 mm)							
SPT-048-01	Total width 54" (1370 mm) Clearing width straight 48" (1220 mm) Clearing width at 30° - 43" (1090 mm) Weight 685 lbs (310 kg)	X	X				
SPT-060-01	Total width 66" (1680 mm) Clearing width straight 60" (1520 mm) Clearing width at 30° - 53" (1350 mm) Weight 780 lbs (353 kg)	X	X	X	X	X	X
Hydraulic Driven Sweeper Standard features: Brush material poly/wire, four (4) storage legs & brush diameter 32" (812 mm)							
SHY-048-02	Total width 53" (1346 mm) Clearing width at 30° 43" (1092 mm) 685 lbs (310 kg) Power requirements 40 - 93 HP (30 - 70 kW)	X	X				
SHY-060-02	Total width 60" (1524 mm) Clearing width at 30° 53" (1346 mm) 780 lbs (353 kg) Power requirements 40 - 93 HP (30 - 70 kW)	X	X	X	X	X	X



SCD

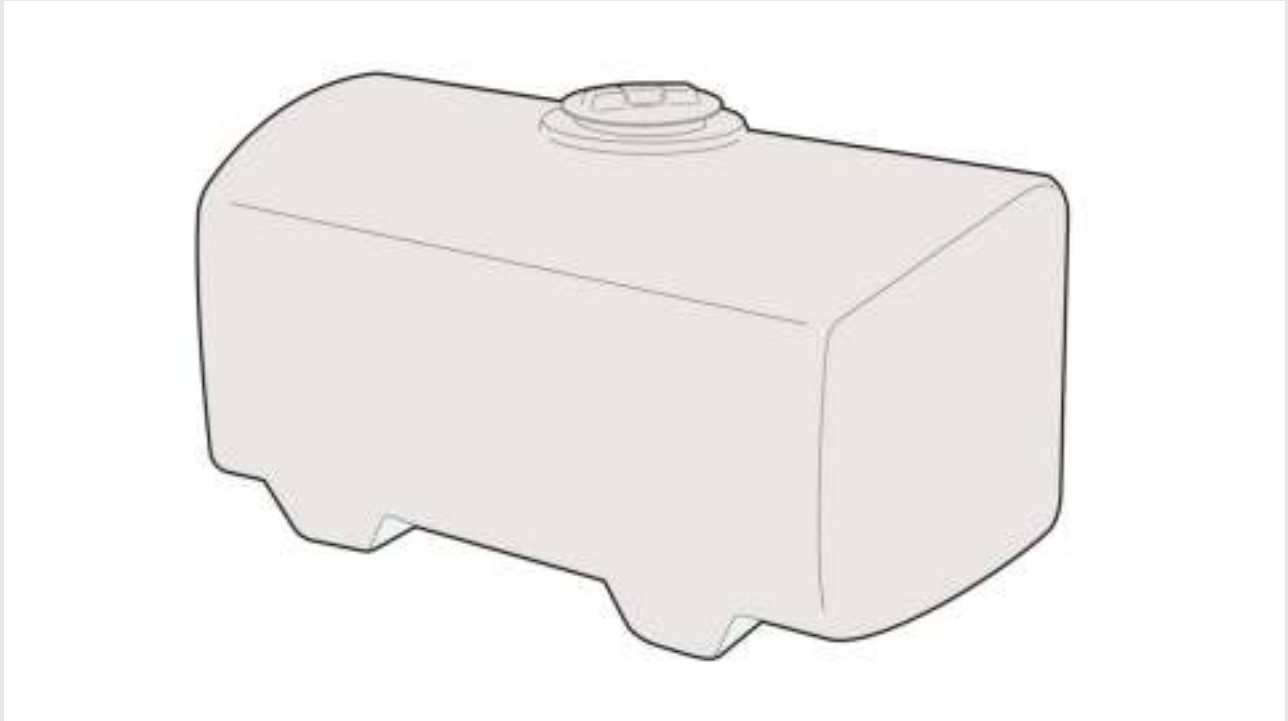


SPU


SWEEPERS

3-POINT HITCH UNIVERSAL FIT

MODEL	DESCRIPTION	TRACTOR FIT					
		C 270	C 70	C 992	S 100	S 115	S 130
Front Hydraulic Sweeper - Center Driven Standard features: Flat face couplings, adjustable broom cover, polypropylene & castor wheel							
SCD-055-01	Total width 55" (1400 mm) Clearing width 55" (1400 mm) straight Turning angle (L/R) 59" (1500 mm) at 26° Weight 260 lbs (118 kg) Brush diameter 21.6" (550 mm)	X	X	X	X	X	X
SCD-059-01	Total width 61" (1550 mm) Clearing width 59" (1500 mm) straight Turning angle (L/R) 63" (1600 mm) at 32° Weight 529 lbs (240 kg) Brush diameter 23.6" (600 mm)	X	X	X	X	X	X
Hydraulic Sweeper With Pick-up - Side Driven Standard features: Removable bucket, hydraulic lift & turning angle (L/R) 32°							
SPU-051-01	Total width 67" (1700 mm) Clearing width 51" (1300 mm) straight Weight 815 lbs (370 kg)	X	X	X			
SPU-063-01	Total width 70" (1800 mm) Clearing width 63" (1600 mm) straight Weight 589 lbs (390 kg)			X	X	X	X



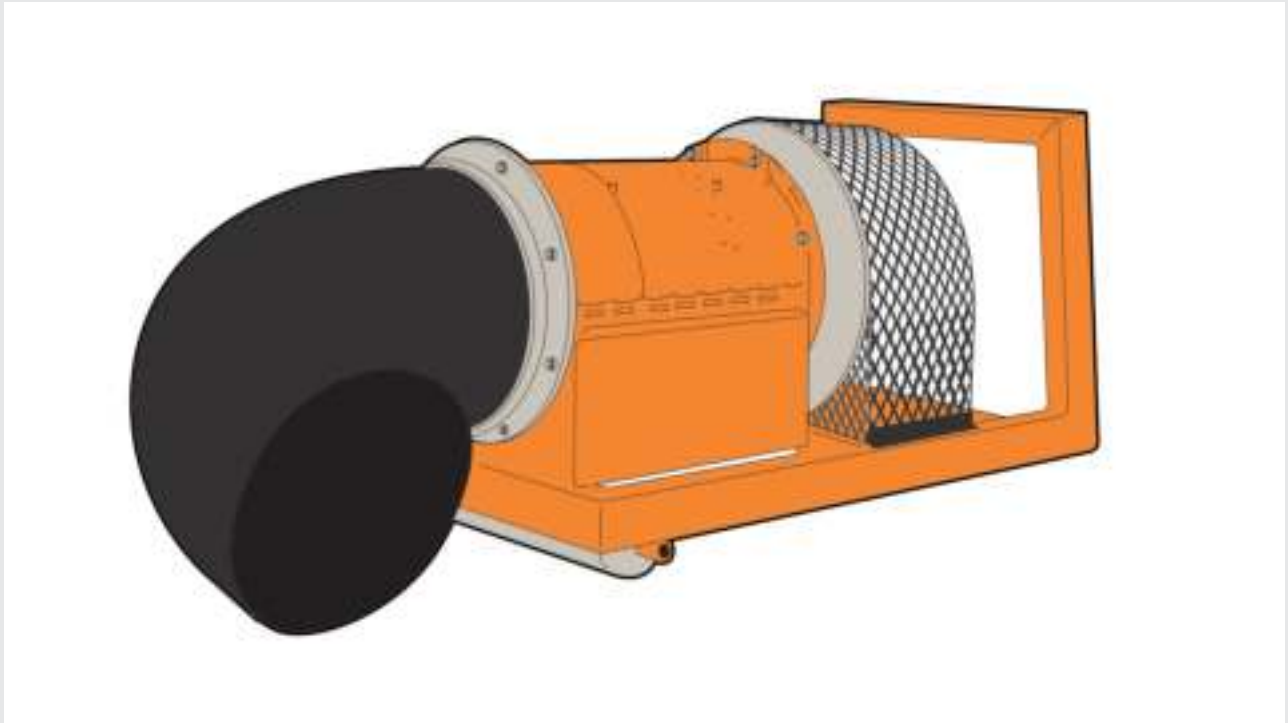
WTA 100 - 150



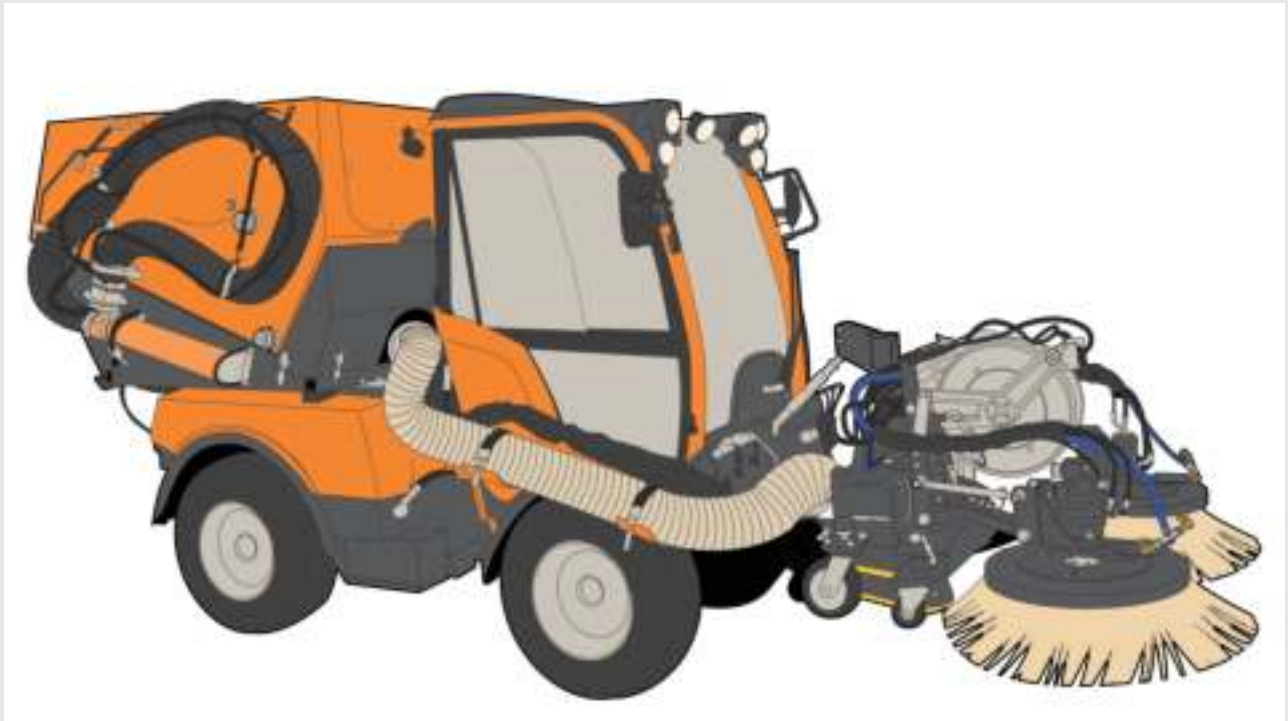
WTA 175 - 250

WATER TANKS

MODEL	DESCRIPTION	TRACTOR FIT					
		C 270	C 70	C 992	S 100	S 115	S 130
Water Tanks							
WTA-100-01	Total volume 100 US gal (440 L) Baffles - NO Material - Polyethylene	x	x				
WTA-150-01	Total volume 150 US gal (568 L) Baffles - NO Material Polyethylene			x	x	x	x
WTA-175-01	Total volume 175 US gal (771 L) Baffles - YES Material - Polyethylene	x	x	x	x	x	x
WTA-250-01	Total volume 250 US gal (946 L) Baffles - YES Material - Polyethylene			x	x	x	x



BDS



SVC

SPECIALTY ATTACHMENTS

MODEL	DESCRIPTION	TRACTOR FIT					
		C 270	C 70	C 992	S 100	S 115	S 130
PTO Driven Cold Air Turbine Blower							
BDS-033-01	Total length 63" (1600 mm) (top link to end of nozzle) Total width 22" (559 mm) Total height 24" (610 mm) (includes anti-scalping roller) Weight 238 lbs (108 kg)	X	X	X	X	X	X
Vacuum Sweeper							
SVC-072-02	Capacity 1.04 cu yard 211 US gal (798 L) Fresh water tank volume 58 US gal (220 L) Two (2) gutter brooms	X	X				



PAR



WAR

SPECIALTY ATTACHMENTS

MODEL	DESCRIPTION	TRACTOR FIT					
		C 270	C 70	C 992	S 100	S 115	S 130
Boom Arm REQUIREMENTS: Counterweight & turf tires							
PAR-157-01	157" reach Fully hydraulic 39" flail head			X	X		
PAR-157-02	157" reach Fully hydraulic 39" flail head	X	X				
PAR-157-03	157" reach PTO driven 39" flail head			X	X		
PAR-320-01	128" reach Fully hydraulic 38" flail head	X	X	X	X	X	X
Watering Arm							
WAR-161-01	Hydraulically driven Holder or FCM controls optional	X	X	X	X	X	X

HOLDER

Version 1

